

Overview

In this article, we will discuss how to join an instant meeting through an email invite, an instant messaging invite, from the browser, from the Zoom desktop and mobile application, from a landline or mobile phone, and with a H.323 or SIP device.

Before joining a Zoom meeting on a computer or mobile device, you can download the Zoom app from [our Download Center](#). Otherwise, you will be prompted to download and install Zoom when you click a join link.

You can also [join a test meeting](#) to familiarize yourself with Zoom.

Prerequisites

- Each meeting has a unique 9, 10, or 11-digit number called a [meeting ID](#) that will be required to join a Zoom meeting
- If you are joining via telephone, you will need the [teleconferencing number](#) provided in the invite.

[Direct Link from Notice of Meeting](#)

1. Click on the link provided in the Notice of Meeting
2. If requested to download or open Zoom, accept the request
3. Enter your name if requested to do so.
4. Choose your audio option if requested to do so. If your computer does not have audio functionality, you can join the video meeting on your computer and also link in via telephone to hear the audio.
5. You may be taken to a “Waiting Room” if the host has not yet opened the meeting. Please be patient and the host will admit you to the meeting in due course.

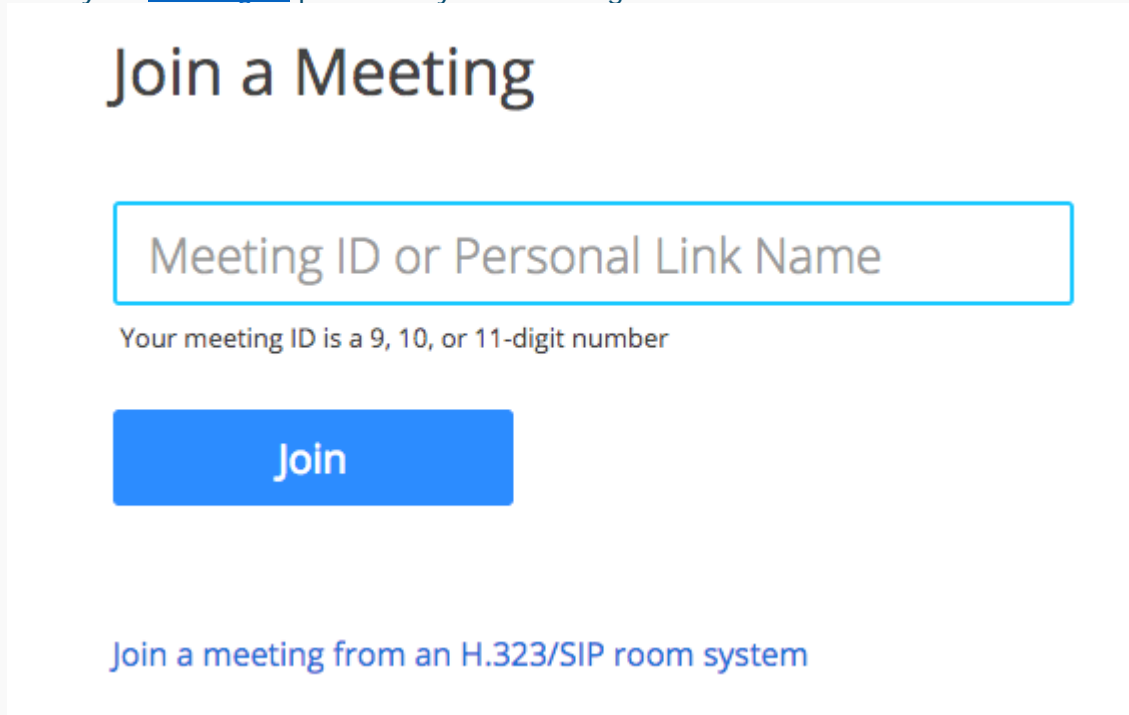


[Web Browser](#)

Google Chrome

1. Open Chrome.
2. Go to join.zoom.us.

3. Enter your [meeting ID](#) provided by the host/organizer.



Join a Meeting

Meeting ID or Personal Link Name

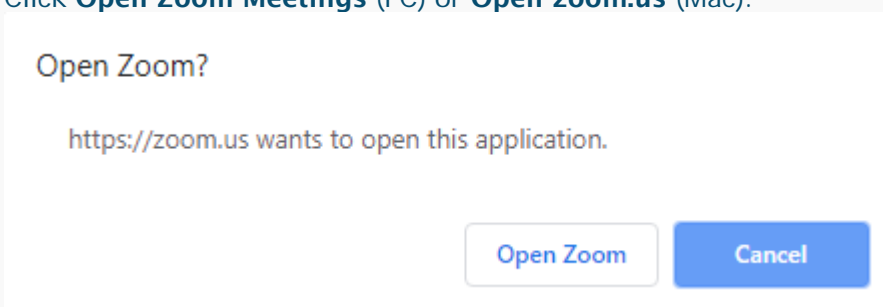
Your meeting ID is a 9, 10, or 11-digit number

Join

[Join a meeting from an H.323/SIP room system](#)


4. Click **Join**.

- If this is your first time joining from Google Chrome, you will be asked to open the Zoom client to join the meeting.
- You can check **Always open these types of links in the associated app** to skip this step in the future.
- Click **Open Zoom Meetings** (PC) or **Open zoom.us** (Mac).




1. Open the Zoom desktop client.
2. Join a meeting using one of these methods:

- Click **Join a Meeting** if you want to join without signing in.



- Sign in to Zoom then click **Join**.



3. Enter the [meeting ID](#) number and your display name.

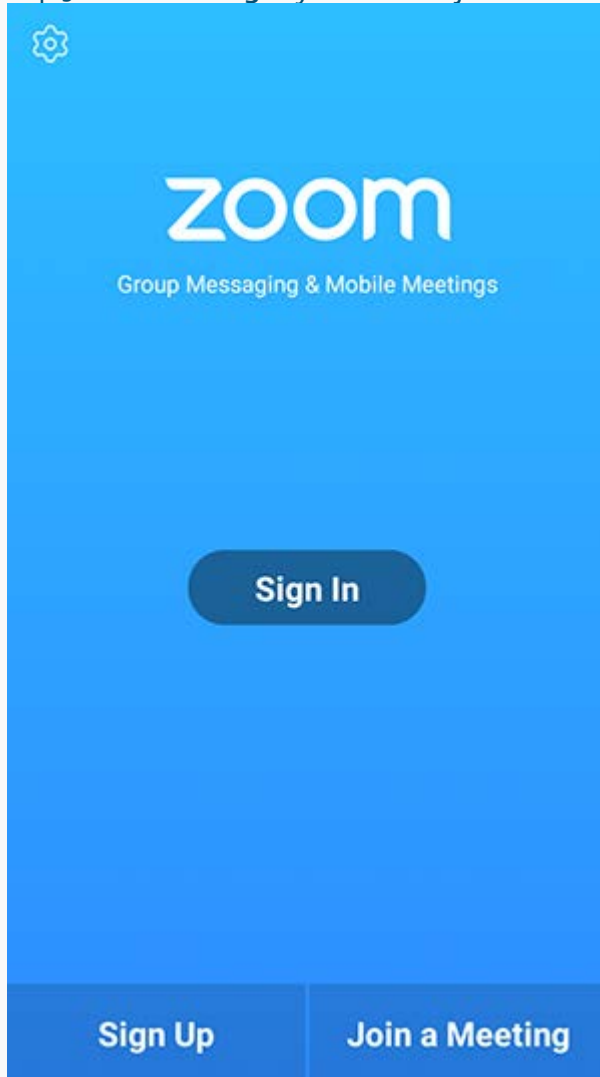
- If you're signed in, change your name if you don't want your [default name](#) to appear.
- If you're not signed in, enter a display name.

4. Select if you would like to connect audio and/or video and click **Join**.

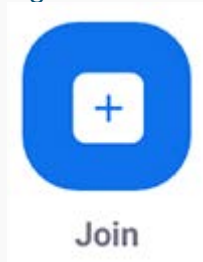
[Android](#)

1. Open the Zoom mobile app. If you have not downloaded the Zoom mobile app yet, you can download it from the Google Play Store.
2. Join a meeting using one of these methods:

- Tap **Join a Meeting** if you want to join without signing in.



- Sign in to Zoom then tap **Join**.



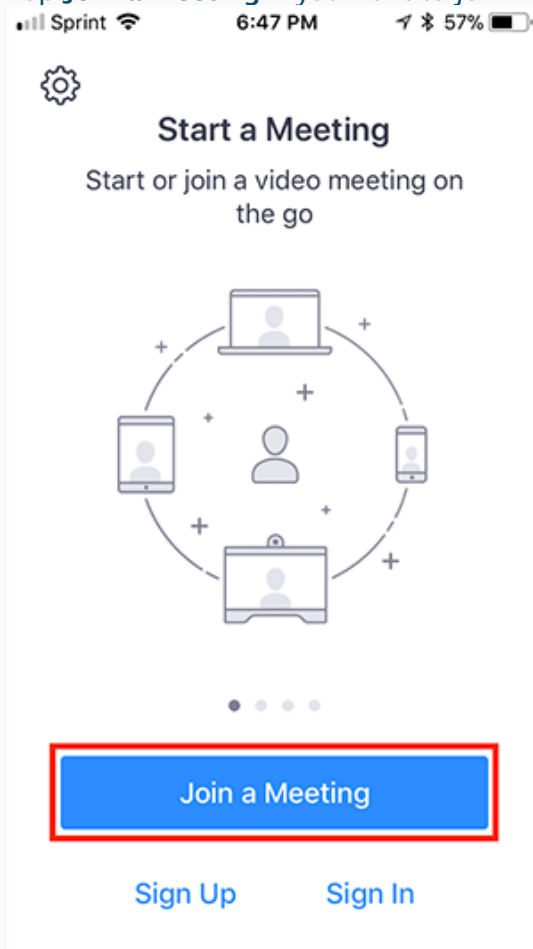
3. Enter the [meeting ID](#) number and your display name.

- If you're signed in, change your name if you don't want your [default name](#) to appear.
- If you're not signed in, enter a display name.


4. Select if you would like to connect audio and/or video and tap **Join Meeting**.

1. Open the Zoom mobile app. If you have not downloaded the Zoom mobile app yet, you can download it from the App Store.
2. Join a meeting using one of these methods:

- Tap **Join a Meeting** if you want to join without signing in.



- Sign in to Zoom then tap **Join**.



3. Enter the [meeting ID](#) number and your display name.

- If you're signed in, change your name if you don't want your [default name](#) to appear.

- If you're not signed in, enter a display name.

4. Select if you would like to connect audio and/or video and select **Join**.
